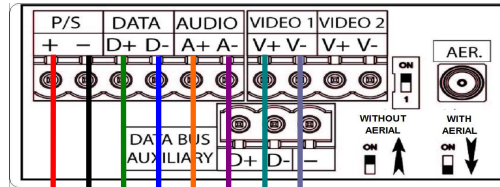


CABLING DIAGRAM : 01-0103-XX = INTRACODE VISIO 1000 NAMES KIT

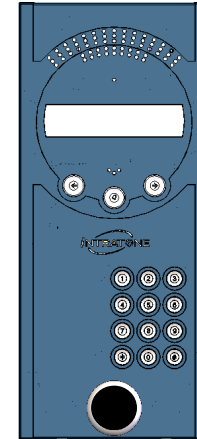
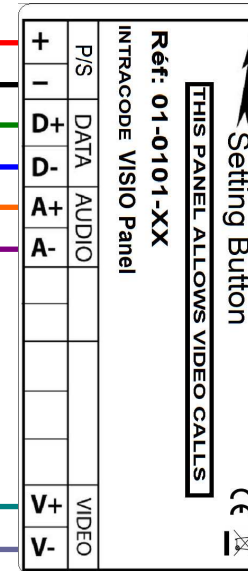


17-0101-XX

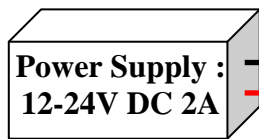


Video signal : twisted pair
COMPULSORY

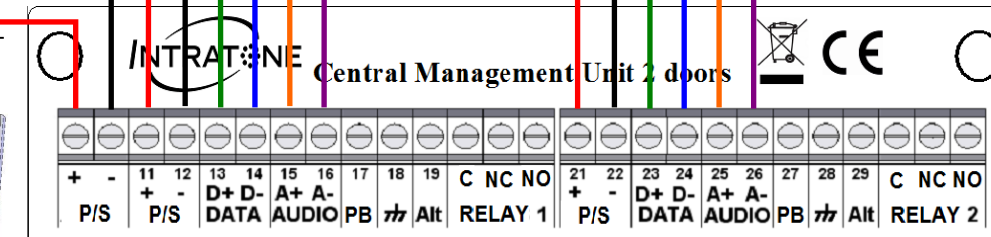
Cabling Spec
 -Twisted pairs 0.8mm²
 -100m max. between each product
 -Power supply the nearest to the central unit.



01-0101-XX
See manual
XX-V233-5003



03-0101-XX



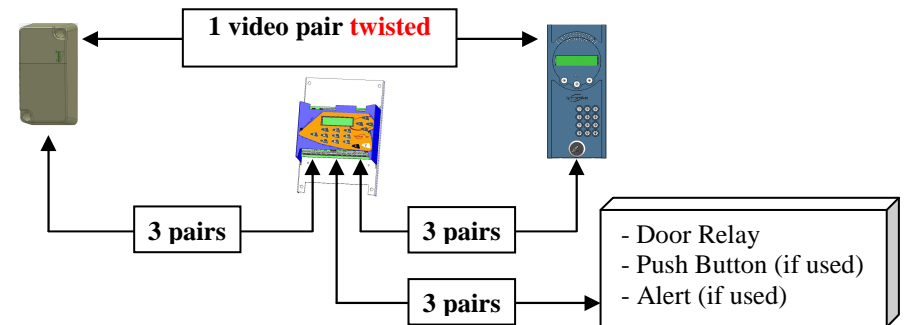
See Manual : XX-V233-5001

Push Button & Relay :
See the next page...

Cabling Diagram : 01-0103-XX

NUMBER OF PAIRS

Bornes	Details	Nb Pairs
+ / -	Power Supply	1
D+ / D-	Data Bus	1 twisted
A+ / A-	Audio Bus	1 twisted : compulsory
V+ / V-	Video Bus	1 twisted : compulsory
Alt / Ground	Alert management	1
BP / Ground	Push Button	1
C / NC / NO	Relay	1



WIRING – ALERT ENTRY / EXIT PUSH BUTTON & ACCESS DOOR

Alert Management :
It sends an automatic mail thanks to a NO or NC dry contact input ,
You can set it up on the website :
www.intratone.com in the "management website" tab.

Magnet Lock

Electric Lock

- Maximum allowed electrical supply on your relays :
42V-AC or 60V-DC
- Protection Varistor for the relays :
included and calibrated of 12V
It must be cabled the nearest to the central.
- : Power Supply of the lock