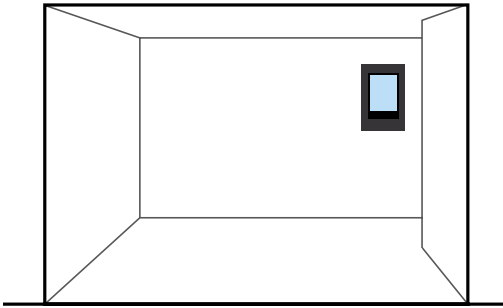


4.

NOTICE BOARD

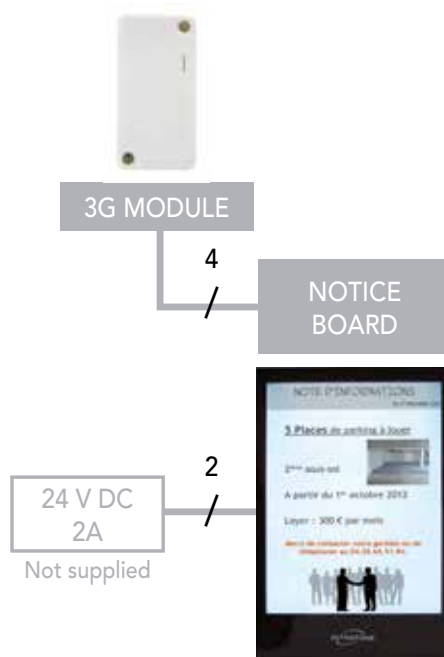


HOW THE INSTALLATION WORKS

The site manager communicates with residents using the notice board in the entrance hall.

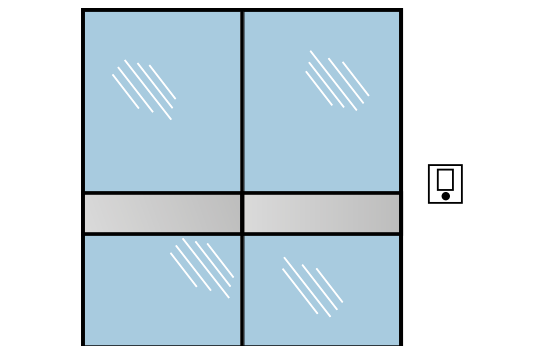
EQUIPMENT REQUIRED

- 1 notice board (cf. p. 42),
- 3G Data unit, including unlimited Data updates, guaranteed for 15 years.




5.

KEY SAFE 1 call button



HOW THE INSTALLATION WORKS

An external person (meter reading, lift maintenance, etc.) can borrow the keys to the technical services rooms, stored in the key safe. Opening is controlled with a dedicated badge on the spot or remotely via the call button (the person in charge of the keys answers and opens by pressing a key on their phone).



EQUIPMENT REQUIRED

- 1 IntraBox DATA ECO key safe with 1 call button (the 3G unit is supplied with the equipment), includes 15 years of updates (p. 56)
- or
- 1 IntraBox DATA ECO communicating key safe with proximity reader (the GPRS unit is supplied with the equipment), includes 10 years of updates (p. 57).

Power supply to be wired as close as possible to the central unit.

Max. distance of 100 m between each unit with 0.8 mm twisted cable.