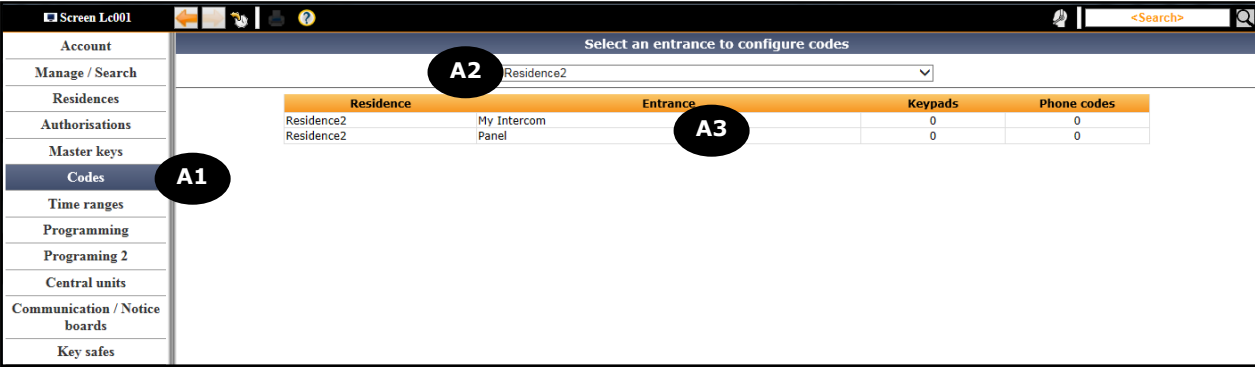
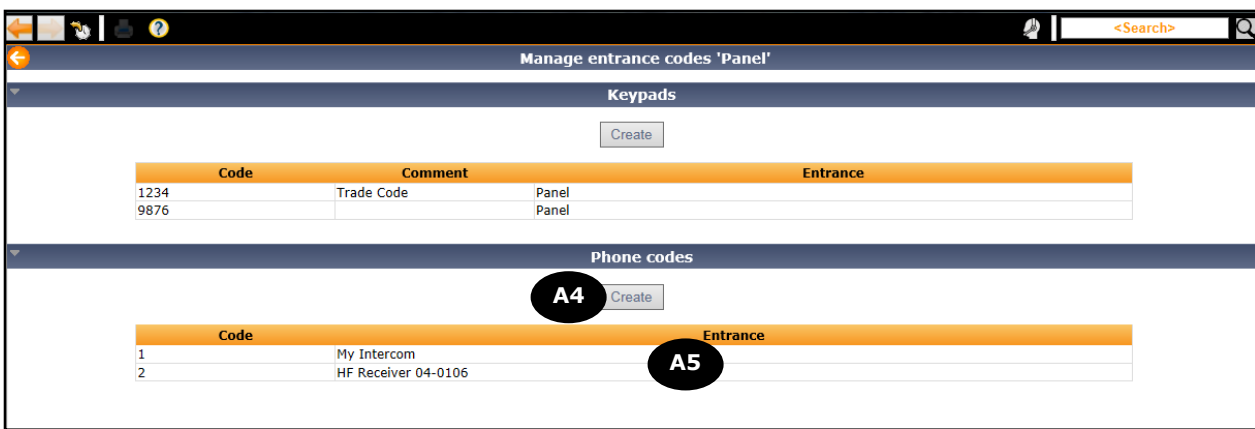


TELEPHONE CODE (1/2)

Key(s) to dial on the residents telephone to open the entrance(s) during a call from the intercom.

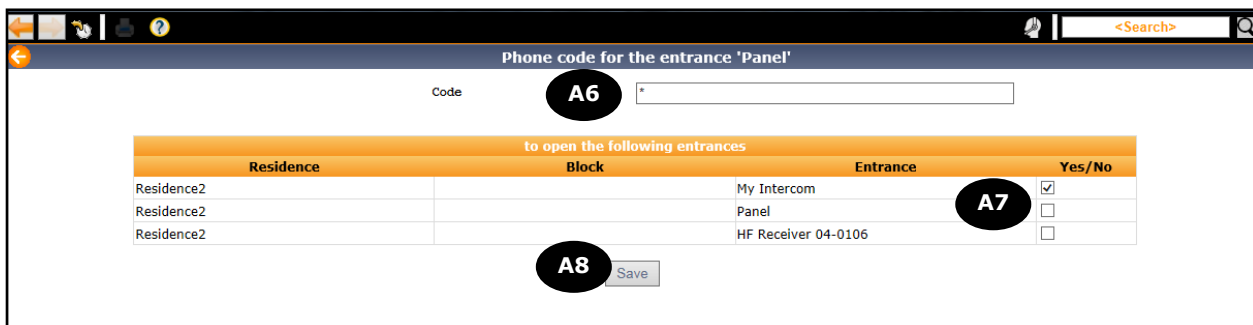


- A1** Click on the **<Codes>** button on the left bar.
- A2** Select the residence if needed.
- A3** Click on the line of the entrance to add a code on it.



- A4** Click on the **<Create>** button to add a new phone code.
- A5** Click on the line to modify an existing code.

TELEPHONE CODE (2/2)



A6	Enter the keypad code (between 4 and 8 digits).
A7	Tick the entrance(s) the code must open.
A8	Click on the <Save> button to save the settings.

Warning :

- By default, If no telephone has been programmed, the key open the door.
- A central unit can contain up to 10 codes per intercom.
- A telephone code can open only the entrances connected on the same central unit.